

SOPRO 617

The Masterpiece...



Fixed-focus and a large depth of field



From portrait ← to a single tooth. →

With no adjustment necessary, the obtained image is perfectly clear. This fully automatic focus saves you time, and is effective without any intervention from you.

Unmatched lighting system



Classic LEDs without condenser.



SOPRO LEDs with condenser.


The **SOPRO 617** lighting system is composed of the latest generation LEDs which utilize condensers to focus the light and produce very powerful beam:

- The image is luminous in any circumstance.
- The emitted heat is reduced.
- The entire image is uniformly illuminated (minimal shading).

Optimized Ergonomics

The SOPRO 617 intra-oral camera offers a 105° view for better exploration of the distal areas. Its rounded shape and thinness of the distal part provide greater comfort in the mouth.

SOPROTOUCH, the original!

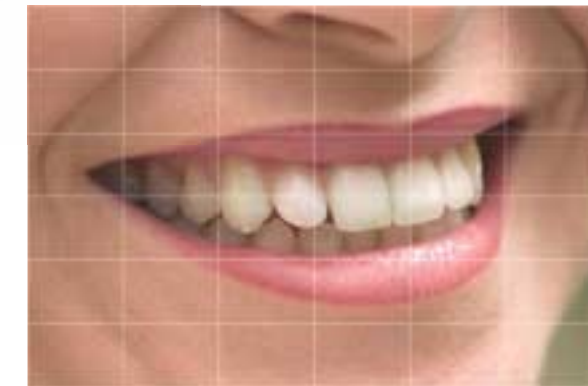


Freeze one or four images on the screen with a simple glide over the **Sopro Touch**. No more blurred images!

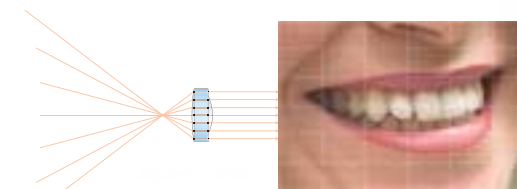
High-fidelity images



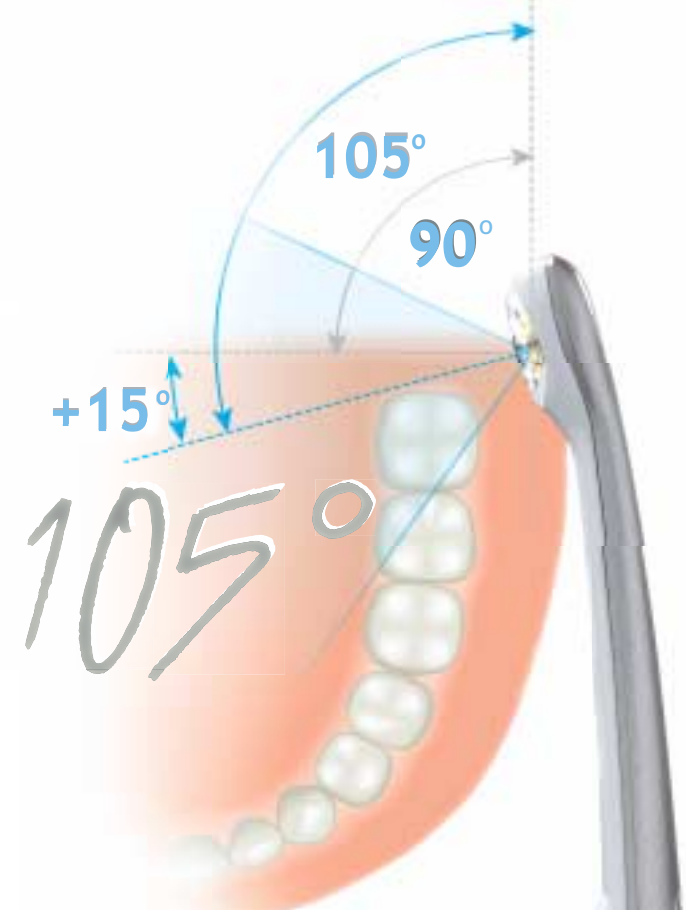
Standard camera.



SOPRO 617 with aspheric lens.



The new optical system of the **SOPRO 617** is equipped with an aspheric lens which eliminates distortion and provides a more uniform quality image. Its optimized angle of view enables perfect visibility even into the hard-to-reach areas of the mouth.



- Maximum accessibility for unequalled patient comfort
- 105° view for better exploration of the distal areas
- High-quality images
- Great depth of field
- Compatibility with a video screen and/or a computer
- Easy to use

